




New Weapon of Mass Instruction

Adding A Revision Process to Written Assignments



Students, Courses, and Curriculum


- The curriculum is agricultural education.
- The courses are sophomore and junior level courses in youth development, introduction to teaching, and conducting summer programs
- Enrollment varies, but is approximately 30 students per course.
- One-third of students in these courses complete them via distance education.



The Old Writing Assignment

– Step One


Students prepare a “Paper of the Week” answering a specific question related to youth development.



The Old Writing Assignment

– Step Two

The paper is posted on a WebCT discussion board for other students to read and submit comments.



The Old Writing Assignment

– Step Three

The paper is then graded without the benefit of revision.



Adding a Revision Process



Step One

- Students prepare a “Paper of the Week” answering a specific question related to youth development.



Adding a Revision Process



Step Two

- The paper is posted on a WebCT discussion board for other students to read and submit comments.
- All students in the class write comments on all of the papers of the week (usually one paragraph).



Adding a Revision Process



Step Three – *The Extra Step*

- The paper is then revised by the student writers
 - Comments of other students in the class are used in the revision process.



Adding a Revision Process

✦ Step Four

- The paper is then submitted to the instructor for final grading.
 - It might be necessary to have students submit both the initial draft and the final draft to see if revision has occurred.
 - If both drafts are to be submitted, only the final draft is graded.



In a Nutshell..

- ✦ These are the changes being made to this course...
 - Peer review of papers.
 - A revision procedure for papers before a final grade.
 - Group conferencing on written papers and projects.
 - An informal writing assignment for each class period.



Sample student comments

- ✂ Dane, I thought your paper was really good. I would suggest that you make it longer, add definitions of what leadership and management is... I would check over your grammar and maybe lengthen it a little.
- ✂ I would expand on more specific points instead of making broad generalizations. They were interesting to read and good luck on the revisions.
- ✂ Be sure to check grammar!
- ✂ Blair, you did a good job with the facts. I always find papers with current events tied in or just personal experiences are always more interesting.



Sample student comments

- ✎ Blair and Dane, find a quote or definition of leadership and management, then expand your thoughts. Use this in the first part of your paper, making it much stronger. Then later in the paper come out with some of your ideas although do not say "I." In the middle of the paper it becomes hard to read, due to the fact you have so many quotes. I would take some of them out, or spread them out, so that the paper would be easier to read.



Sample Student Comments

- ✖ Elizabeth, this sentence is untrue and you should consider revising it. “Through learning what each means it is clear ...”
- ✖ This is not a mystery, the topic is about two terms and what is the difference between them. State this as your introduction.
- ✖ Except for a couple of missed words I thought it was well written and informative. Good luck everyone.



The New Assignment



Papers of the Week!

- Each student will prepare a paper on a specific question regarding youth development. Each week, selected students will share their papers with the class, and the class will respond on the AEE 303 Discussion Board in WebCT. There is no page limit on these papers.
- Writing is often looked at as an end product of an assignment. Students write papers, and they are graded by the instructor. This process leaves no room for students to use writing as a “thinking tool”. So here’s how this assignment will be completed:
- You will be assigned to write one “Paper of the Week” answering a specific question related to youth development. These topics will be posted on the course website one week in advance of the due date for the first draft. The writers for the week will be posted on the course website one week after classes begin.
- The first draft of your paper is posted on a WebCT discussion board for other students to read and submit comments.
 - All students in the class write comments on all of the papers of the week (usually one paragraph).
 - You use the comments of your colleagues to revise your paper.
- The paper is then submitted to the instructor for final grading.
 - When you submit your paper for grading, please include both your first draft and your final draft. Please label each paper so that I can distinguish between the two. I will only grade your final draft, but I do wish to see both drafts to make certain that you are taking advantage of the revision process.



Pros and Cons

👉 Pros

- Students get better grades on revised papers. No more “gotcha” teaching!
- The extra step created by the revision process only adds one extra step for weekly writers.

👉 Cons

- Adds one extra step to the process of writing papers.
- Students might balk at having to write the same paper twice.
- Draws out the process of writing papers.